

בס"ד

# ידיעות כלליות

GENERAL TORAH KNOWLEDGE



Beit Appel Campus Chaya Mushka  
1525 NW 167th St, Miami, FL 33169

תש"פ – תשפ"א  
2020 - 2021

שם התלמיד: \_\_\_\_\_

כיתה: \_\_\_\_\_ מורה: \_\_\_\_\_

## 1. THE HEBREW CALENDAR

- **In a regular year the Hebrew calendar has 12 months.** In a leap year there are 13 months, when an extra month of אָדָר ראשון—called אָדָר שני—is added *before* the month of אָדָר. During a leap year the month after אָדָר ראשון is called אָדָר שני.

טבת	10	תשרי	7	תמוז	4	ניסן	1
שבט	11	חשוון	8	אב	5	אייר	2
אדר	12	כסלו	9	אלול	6	סיון	3

- ? **FOR THE TEST YOU WILL NEED TO:** *Put the months of the Hebrew calendar in their correct order.*

## 1. מצוות בין אדם לתּבּרוּ • מצוות בין אדם למקום

The *mitzvos* of the Torah can be separated into two groups:

### מצוות בין אדם לתּבּרוּ

*Mitzvos* between one Jew and another,  
such as giving *tzedaka*, having *ahavas Yisroel*, and visiting the sick

### מצוות בין אדם למקום

*Mitzvos* between a Jew and *Hashem*,  
such as keeping *Shabbos*, eating kosher food, and trusting in *Hashem*

**?** FOR THE TEST YOU WILL NEED TO: 1) Know what is a מצוה בין אדם לתּבּרוּ  
and what is a מצוה בין אדם למקום; 2) Be able to identify which type a specific mitzvah is.

## 1. THE SIX DAYS OF CREATION

- **Hashem created the universe and everything in it.**

light, darkness	אור, חושך	יום ראשון
separate earth and heaven	רקיע	יום שני
grass, trees, flowers, fruit, vegetables	עשב, עצים, פרחים, פירות	יום שלישי
sun, moon, stars	מאורות	יום רביעי
fish and birds	דגים ועופות	יום חמישי
animals, man	חיות, בהמות, אדם, חנה	יום שישי
rest	מנוחה	יום שבת

**? FOR THE TEST YOU WILL NEED TO:** Match the day of the week with what was created on that day.

## ה' חומשים 1.

(1) בְּרֵאשִׁית (2) שְׁמוֹת (3) וַיִּקְרָא (4) בְּמִדְבָּר (5) דְּבָרִים

? **FOR THE TEST YOU WILL NEED TO:** *Know the five books of the Chumashim and their correct order.*

## 1. הַכְנָסַת אֹרְחִים

**The *mitzvah* of הַכְנָסַת אֹרְחִים literally means "welcoming guests."** We can look to Avrohom Avinu to learn how to perform this *mitzvah*, which for him was very dear. His tent had an opening on each of its four sides, so he could see from every direction when travelers were coming.



At first he offered his guests bread, and then served them a big meal. When he was weak from his *bris milah*, Hashem made it very hot outside so there would be no travelers to invite into his tent, allowing Avrohom to rest. Not being able to fulfill this *mitzvah* however caused Avrohom much pain, so Hashem made three angels appear as his guests.

**? FOR THE TEST YOU WILL NEED TO:** 1) Write the English translation of above *mitzvah*; 2) Give an example of how you have done this *mitzvah*.

## 2. בִּיקוּר חוֹלִים

- **The *mitzvah* of בִּיקוּר חוֹלִים means "visiting the sick."** We learn the great value of this *mitzvah* from when Avrohom Avinu was weak after having a *bris milah* at the age of 99 and Hashem Himself came to visit him.

DANNY'S FEELING A LOT BETTER SINCE YOU CAME.



Have you ever performed this *mitzvah*? It's an easy one to do and can be done with a friend, a relative or even someone you don't even know.

**? FOR THE TEST YOU WILL NEED TO:**

- 1) Write the English translation for the above *mitzvah*;
- 2) Give an example of how you have done this *mitzvah*.

## 1. אָבוֹת וְאִמָּהוֹת

- The first family of *Yidden* are called our “fathers” and our “mothers.”

אָבוֹת:

אַבְרָהָם, יִצְחָק, יַעֲקֹב

אִמָּהוֹת:

שָׂרָה, רַבֵּקָה, רַחֵל, לֵאָה

? FOR THE TEST YOU WILL NEED TO: Know the names of the אָבוֹת וְאִמָּהוֹת.

## 2. COUPLES WHO ARE BURIED IN מְצַרַת הַמַּכְפִּילָה

- Our patriarchs and matriarchs are buried in מְצַרַת הַמַּכְפִּילָה.

אַדָם-חַוָּה

אַבְרָהָם-שָׂרָה

יִצְחָק-רַבֵּקָה

יַעֲקֹב-לֵאָה



? FOR THE TEST YOU WILL NEED TO: Match the names of the couples buried in מְצַרַת הַמַּכְפִּילָה.



## 1. BROCHOS RECITED ON DIFFERENT TYPES OF FOOD

### • Why Should We Make a *Brocha*?

- **Everything belongs to Hashem.** Therefore, every time we make a *brocha* we are actually asking permission from *Hashem* to eat His food. In doing so, we are declaring our belief in *Hashem*, Who is the Creator of the food we are about to eat.
- **The *chochomim*—our Torah sages—have said that we cannot enjoy anything in this world before we make a *brocha*.** We are showing our appreciation to *Hashem* for creating the foods that give us life.

בְּרוּךְ אַתָּה ה' אֱלֹהֵינוּ מֶלֶךְ הָעוֹלָם . . .

BREAD	
Who brings forth bread from the earth	הַמוֹצִיא לֶחֶם מִן הָאָרֶץ
FOODS MADE WITH THE FIVE TYPES OF GRAIN WHEAT, BARLEY, SPELT, OATS, OR RYE	
Who creates various kinds of food	בוֹרֵא מִיְנֵי מְזֻנוֹת
WINE AND GRAPE JUICE	
Who creates the fruit of the vine	בוֹרֵא פְּרֵי הַגֶּפֶן
FRUIT GROWN FROM A TREE	
Who creates the fruit of the tree	בוֹרֵא פְּרֵי הָעֵץ
VEGETABLES AND FRUIT THAT DO NOT GROW FROM A TREE	
Who creates the fruit of the earth	בוֹרֵא פְּרֵי הָאֲדָמָה
MEAT, FISH, CHEESE, CANDY, BEVERAGES	
by Whose word all things come to be	שֶׁהַכֹּל נִהְיָ בְּדְבָרוֹ

- ? FOR THE TEST YOU WILL NEED TO:** 1) Match the type of food with its correct brocha;  
2) Know two reasons why we make a brocha on food before we eat.

## 1. BLESSINGS AFTER EATING FOOD • בּוֹרָא נְפָשׁוֹת

- The shortest *brocha* that is said after eating is “בוֹרָא נְפָשׁוֹת.” This after-*brocha* is recited after eating foods upon which we made the *brocha* הָעֵץ (except fruit from the *shivas haminim*), הָאֲדָמָה or שֶׁהֶפֶל.

בָּרוּךְ אַתָּה ה' אֱ-לֹהֵינוּ מֶלֶךְ הָעוֹלָם,

בוֹרָא נְפָשׁוֹת רַבּוֹת וְחֶסְרוֹנָן עַל כָּל מַה-שֶּׁבָּרָאתָ

לְהַחְיֹת בָּהֶם נֶפֶשׁ כָּל-חַי, בָּרוּךְ חַי הָעוֹלָמִים:

- ? FOR THE TEST YOU WILL NEED TO: Fill in the missing Hebrew words for the brocha of בּוֹרָא נְפָשׁוֹת.

## 1. THE CHAIN OF THE CHABAD LEADERS

DATES OF BIRTH AND YAHRTZEITS

שמות הנשיאים Given Name	שלישלת הנשיאים Name Each Rebbe Is Known By
ר' ישראל	בעל שם טוב
ר' דובער	מעזריטשער מגיד
ר' שניאור זלמן	אלטער רבי
ר' דובער	מיטעלער רבי
ר' מנחם מענדל	צמח צדק
ר' שמואל	רבי מהר"ש
ר' שלום דובער	רבי רש"ב
ר' יוסף יצחק	פריערדיקער רבי
ר' מנחם מענדל	היינטיקער רבי

**?** FOR THE TEST YOU WILL NEED TO: Match the given names of the Rebbeim with the names they were known by.

## 1. DO NOT BE WASTEFUL • בל תשחית

• From a Torah prohibition against needlessly cutting down a tree, we learn that we should not destroy or waste anything of value. For example, leftover food should not be thrown out; paper should not be discarded if it can be used for another purpose; lights should be turned off if no one is in the room. Can you think of other



examples of בל תשחית? Whatever we own was given to us by Hashem, so we must be careful not to be wasteful about anything.

? FOR THE TEST YOU WILL NEED TO: 1) Explain the mitzvah of בל תשחית. 2) Give an example how you have done this mitzvah.

## 2. RETURNING LOST OBJECTS • השבת אבדה

“Do not see your brother’s ox or sheep straying and ignore them; return them . . .” (Deuteronomy 22:1)

• Returning lost objects to their rightful owner is a positive *mitzvah*. Unless the item is of very little value, one who finds an object must make an effort to return it to its owner.

? FOR THE TEST YOU WILL NEED TO: 1) Explain the mitzvah of השבת אבדה; 2) Give an example of how you have done this mitzvah.



## 1. פְּרָשִׁיּוֹת סֵפֶר בְּרָאשִׁית.

- The first book of the Torah is סֵפֶר בְּרָאשִׁית.

מִקֵּץ	10	וַיֵּצֵא	7	וַיֵּרָא	4	בְּרָאשִׁית	1
וַיִּגַּשׁ	11	וַיִּשְׁלַח	8	חַיֵּי שָׂרָה	5	נֹחַ	2
וַיַּחֲזִי	12	וַיֵּשֶׁב	9	תּוֹלְדוֹת	6	לֵךְ לְךָ	3

- ?** FOR THE TEST YOU WILL NEED TO: Place a number from 1 to 12 next to each of the פְּרָשִׁיּוֹת סֵפֶר בְּרָאשִׁית, indicating their correct order.

## 1. THE 10 MAKOS • עֲשָׂרַת מַכּוֹת


- Each of the עֲשָׂרַת מַכּוֹת were led by one of Yaakov Avinu's 12 sons.

אֲשֶׁר	10	זָן	7	יְהוּדָה	4	רְאוּבֵן	1
יוֹסֵף	11	נִפְתָּלִי	8	יִשְׁשַׁכָּר	5	שִׁמְעוֹן	2
בְּנֵימִין	12	גָּד	9	זְבוּלוֹן	6	לֵוִי	3

- ? FOR THE TEST YOU WILL NEED TO: Place a number from 1 to 12 next to each of the עֲשָׂרַת מַכּוֹת, indicating their correct order.

## 1. THE 10 MAKOS • עֶשֶׂר מַכּוֹת

- Hashem punished the Egyptians with 10 plagues for not allowing the Jews to leave Egypt.



בְּרָד (7)	עָרוֹב (4)	דָּם (1)
אֲרָבָה (8)	דָּבָר (5)	צְפַרְדֵּי (2)
חֹשֶׁךְ (9)	לְשָׁחִין (6)	כְּנִים (3)
מַכַּת בְּכוֹרוֹת (10)		








The Pesach Hagadah gives an acronym to help us remember the עֶשֶׂר מַכּוֹת:

**דְּצִ"ךְ עַד"ש בְּאֵח"ב**

- ?** FOR THE TEST YOU WILL NEED TO: 1) Place a number from 1 to 10 next to each of the עֶשֶׂר מַכּוֹת, indicating their correct order; 2) Write the three acronyms that help us remember the עֶשֶׂר מַכּוֹת.

1. THE SPECIAL FRUITS OF ISRAEL • **שבעת המינים**

- The *Shivat Haminin* are the seven types of fruits and grains named in the Torah (דברים ח:ה) as the main produce of the land of Israel.

	תָּמָר Date		חֵטָה Wheat
	רְמוֹן Pomegranate		שְׂעוֹרָה Barley
	שֶׁמֶן זַיִת Olive		גֵּפֶן Grape
			תְּאֵנָה Fig

? FOR THE TEST YOU WILL NEED TO: Match the names of the **שבעת המינים** to their picture.



## 1. בכורים

- During the time of the *Beis Hamikdosh*, from *Shavuot* until *Chanukah*, the *yidden* would bring the first of the **שְׁבַעַת הַמִּינִים**—the seven special produce of Israel: wheat, barley, grapes, figs, dates, pomegranates and olives—to the *Beis HaMikdosh*, and give them to the *Kohain* to eat. These first fruits were called **בְּכוֹרִים**.



- ? FOR THE TEST YOU WILL NEED TO:** *Know what are בכורים and what was done with them during the time of the Beis Hamikdosh.*

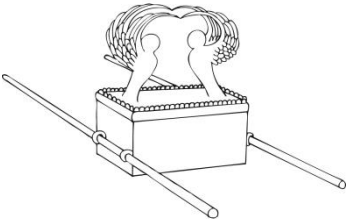
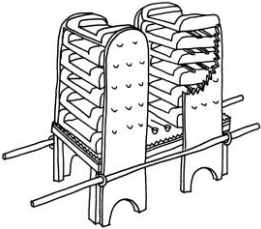

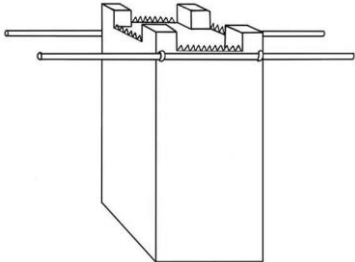
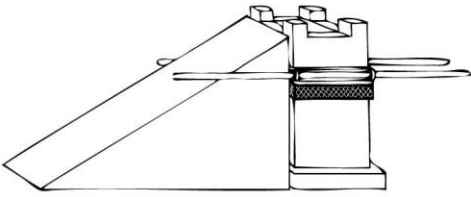

## 1. א-ב / נְקוּדוֹת

י	ט	ח	ז	ו	ה	ד	ג	ב	א	א
פ	ע	ס	ן	נ	מ	ל	כ	ב	א	ט
	ת	ת	ש	ש	ר	ק	ץ	צ	ף	ט

⋮	קמץ	.	חיריק	⋮	סגול	⋮	קמץ
-:	פתח	⋮	קבוץ	:	שׁוּא	-	פתח
⋮	קמץ	ו	שׁוּרְק	ו	חולם	⋮	צִירָה

**?** FOR THE TEST YOU WILL NEED TO: 1) Write out the letters of the Hebrew alphabet in the correct order; 2) Match the name of the נְקוּדָה with its correct image.

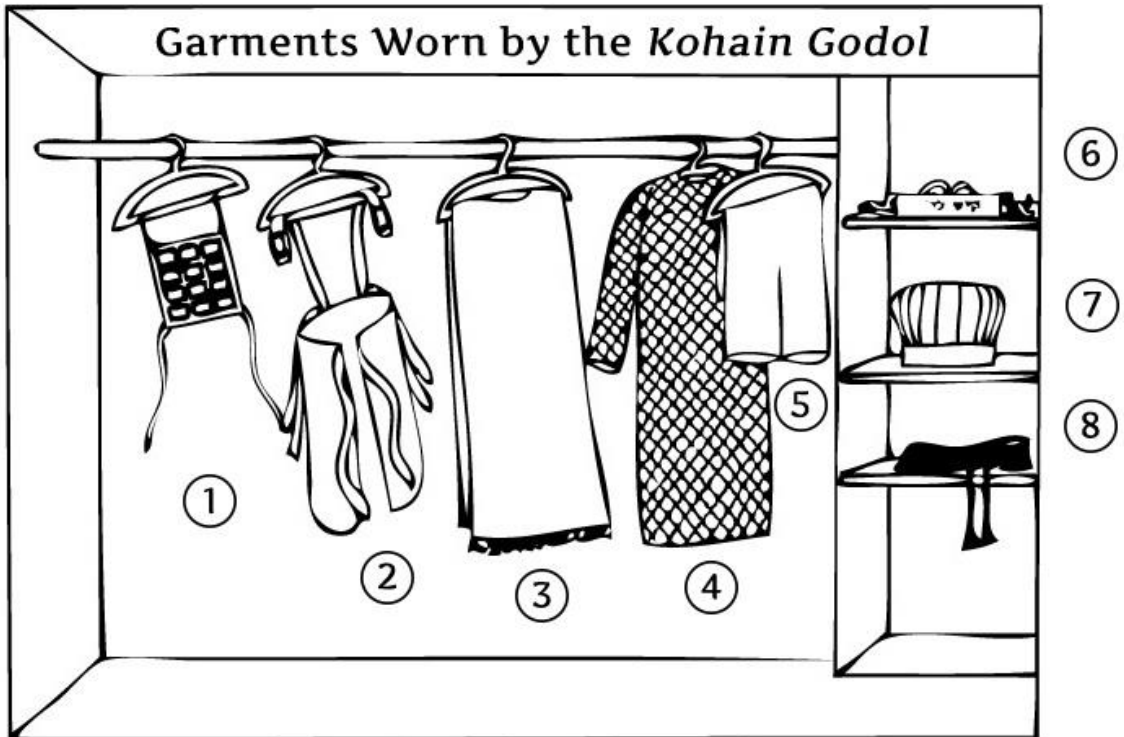
# 1. THE VESSELS OF THE MISHKAN • כְּלֵי הַמִּשְׁכָּן

1. Holy Ark • אָרוֹן	2. [Golden] Table • שִׁלְחָן
	
3. [Golden] Candelabra • מְנוֹרָה	4. Golden Altar • מִזְבֵּחַ הַזֶּהָב
	
5. Copper Altar • מִזְבֵּחַ הַנְּחֹשֶׁת	6. Wash Basin • כִּיּוֹר
	

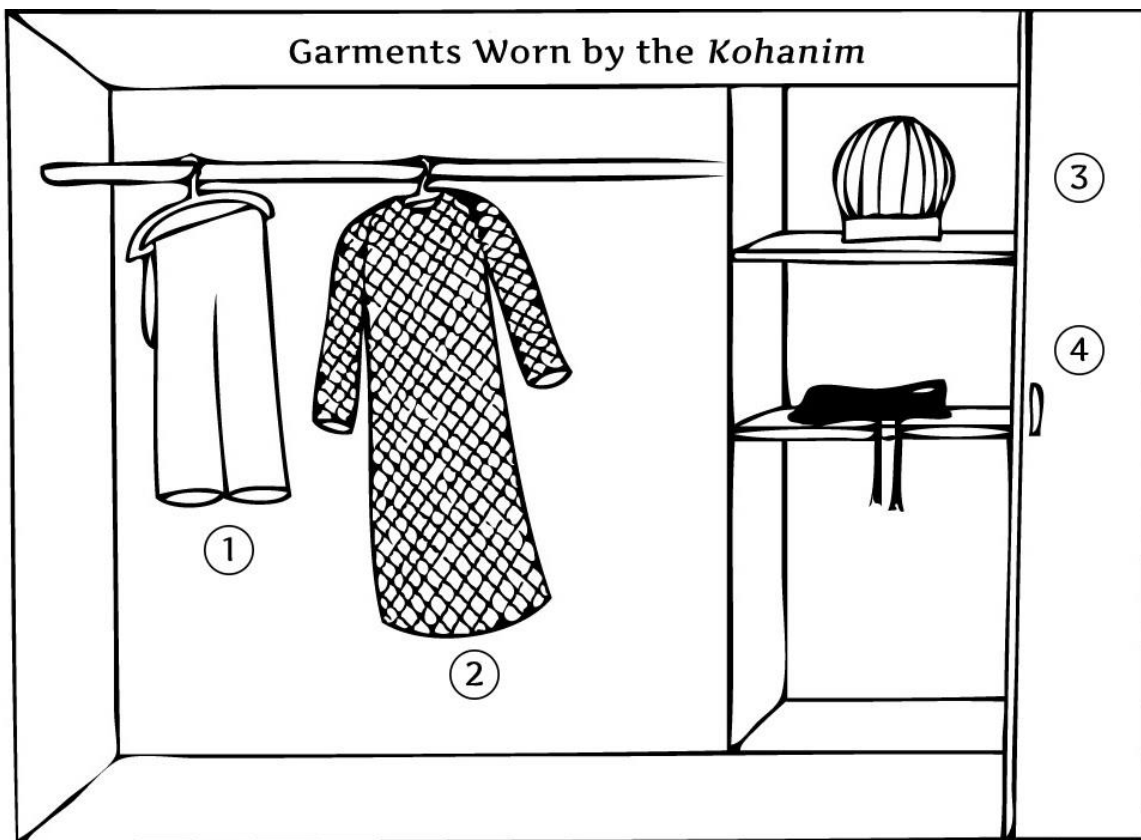
? FOR THE TEST YOU WILL NEED TO: Match the name of each of the כְּלֵי הַמִּשְׁכָּן with their picture.

## 1. THE PRIESTLY GARMENTS • בגדי כהונה

- While performing their service in the *Beis Hamikdash*, the כהן גדול and the כהנים wore special garments.



pants	מְכַסִּים	5	breastplate	חֹשֶׁן מִשְׁפָּט	1
head-plate	צִיץ	6	apron	אַפֹּד	2
turban	מְצַנְפֶּת	7	robe	מְעִיל	3
belt	אַבְנֵט	8	tunic	כְּתֹנֶת	4



turban-like hat	מַגְבֵּעַת	3	pants	מְכַנְסִים	1
belt	אַבְנֵט	4	tunic	כְּתֹנֶת	2

**? FOR THE TEST YOU WILL NEED TO:** Match the names of the garments of the Kohain Godol and the Kohanim with their picture.

## 1. פרשיות ספר שמות

- The second book of the Torah is ספר שמות.

ויקהל	10	תרומה	7	בשלח	4	שמות	1
פקודי	11	תצוה	8	יתרו	5	נארא	2
		כי תשא	9	משפטים	6	בא	3

**?** FOR THE TEST YOU WILL NEED TO: Place a number from 1 to 11 next to each of the פרשיות שמות, indicating their correct order.

## 1. סימני הסדר

- There are 15 steps—referred to as “signs,” or in Hebrew “סימנים”—to the Pesach seder.



קדש	1
ורסך	2
כרפס	3
יחץ	4
מגיד	5
רְחֻצָה	6
מוציא	7
מִצֵּה	8
מָרוֹר	9
כּוֹרֵךְ	10
נְשַׁלְטֵן עוֹרֵךְ	11
צִפּוֹן	12
בְּרַךְ	13
הִלֵּל	14
נְרֻצָה	15

**? FOR THE TEST YOU WILL NEED TO:** Place a number from 1 to 15 next to each of the steps of the Pesach seder, indicating their correct order.

## 1. SIGNS OF KOSHER ANIMALS AND FISH • סימני פשרות

- The Torah specifies two signs an animal must have in order to be kosher.




### ANIMALS

1. Chew their cud
2. Have split hooves

**Examples:** cows, sheep, goats, deer

- Fish have their own distinct kosher signs.



### FISH

1. Fins
2. Scales

**Examples:** salmon, tuna, pike, flounder, carp, herring

? **FOR THE TEST YOU WILL NEED TO:** *Know the signs of a kosher animal and kosher fish.*



## 1. אֲשֶׁר יֵצֵר

- **After leaving a restroom, one has to wash his/her hands at a sink in the same manner one washes *negel vasser* in the morning (see Week 21).** After drying our hands, we recite the following *brocha* to thank *Hashem* for the normal bodily functions that keep us healthy:

בְּרוּךְ אַתָּה ה' אֱ-לֹהֵינוּ מֶלֶךְ הָעוֹלָם, אֲשֶׁר יֵצֵר אֶת הָאָדָם  
 בְּחִכְמָה, וּבָרָא בּוֹ נְקָבִים וְנְקָבִים, חֲלוּלִים חֲלוּלִים. גְּלוּי וְיָדוּעַ  
 לִפְנֵי כֶסֶף כְּבוֹדָךְ, שָׂאם יִסְתַּם אֶחָד מֵהֶם אוֹ אִם יִפְתַּח אֶחָד  
 מֵהֶם, אִי אֶפְשָׁר לְהִתְקַיֵּם אֶפִּילוֹ שְׁעָה אֶחָת. בְּרוּךְ אַתָּה ה',  
 רוֹפֵא כָל-בְּשָׂר וּמִפְּלִיא לַעֲשׂוֹת:

? **FOR THE TEST YOU WILL NEED TO:** *Fill in the missing words for the brocha אשר יצר.*

## 1. נטילת יָדִים

- **Upon awakening in the morning we say *Modeh Ani* and wash our hands in a special way.**

1. Before going to sleep, prepare a *kvort* (a double-handed container) with water and place it in an empty *shissel* (basin) beside your bed.
2. Pour water on your right hand until your wrist, and then on your left hand until your wrist.
3. Repeat the above procedure two more times.
4. Raise your hands to your *פִּיאוֹת*, and say the *brocha* על נטילת יָדִים



- **Before eating bread we also wash our hands in a special way.**

1. Fill a *kvort* with water.
2. Pour water three times on your right hand until your wrist.
3. Pour water three times on your left hand until your wrist.
4. Raise your hands to your heart and recite the *brocha* על נטילת יָדִים
5. With a towel, dry your hands completely.



Upon Awakening	Before Eating
1. Wash R-L-R-L-R-L	1. Wash R-R-R-L-L-L
2. Recite the בְּרָכָה with dry hands	2. Recite the בְּרָכָה with wet hands.
3. Recite the בְּרָכָה with hands at height of the פִּיאוֹת	3. Recite the בְּרָכָה with hands by the heart.
4. Recite the בְּרָכָה with hands apart	4. Recite the בְּרָכָה with hands together.
	5. Dry hands completely.

**? FOR THE TEST YOU WILL NEED TO:** 1) Put in the correct order the steps for washing one's hands upon awakening in the morning; 2) Put in the correct order the steps for washing one's hands before eating bread.

## 1. מוֹדָה אֲנִי

- **When we awaken in the morning, we must immediately recognize the kindness Hashem has shown us by returning our soul, which we have entrusted to Him before going to sleep.** We are thankful that Hashem has returned our renewed and refreshed. While still in bed, even before washing our hands,\* we say the following:

מוֹדָה אֲנִי לְפָנֶיךָ מֶלֶךְ חַי וְקַיִם שֶׁחֲזַרְתָּ בִּי נִשְׁמָתִי בְּחַמְלָה.

רַבָּה אֱמוּנָתְךָ.

\*Since *Modeh Ani* does not contain Hashem's name, one is permitted to recite it before washing the hands.

- When saying *Modeh Ani* in the morning, one must make sure to make a slight pause between the words "בְּחַמְלָה" and "רַבָּה".

I offer thanks	מוֹדָה אֲנִי
to You	לְפָנֶיךָ
King	מֶלֶךְ
living	חַי
and eternal	וְקַיִם
that You have returned	שֶׁחֲזַרְתָּ
in me	בִּי
my <i>neshama</i>	נִשְׁמָתִי
with mercy	בְּחַמְלָה
Great	רַבָּה
is Your faithfulness	אֱמוּנָתְךָ

**? FOR THE TEST YOU WILL NEED TO:** Match the words of מוֹדָה אֲנִי with their English translation.

## 1. שלש רגלים

- The **שלש רגלים** are the three holidays when, during the time of the *Beis Hamikdosh*, the Jewish people would go up to *Yerushalayim* "to see Hashem, and to be seen by Hashem."

English Translation	Also Known As . . .	Holiday
Time of Our Freedom	זמן חרותנו	פסח
Time of the Giving of Our Torah	זמן מתן תורתנו	שבועות
Time of Our Rejoicing	זמן שמחתנו	סוכות

- ? FOR THE TEST YOU WILL NEED TO:** 1) Match the names of the **שלש רגלים** with the other names they are known by; 2) Match the names of the **שלש רגלים** with their English translation.

## 1. מצוות עשה/מצוות לא תעשה

- The *mitzvos* in the Torah are divided into two types:

Type of Mitzvos	
מצוות לא תעשה <b>Negative Mitzvos</b>	מצוות עשה <b>Positive Mitzvos</b>
Number of Each Type	
365 (שס"ה)	248 (רמ"ח)
Examples of Each Type	
Do not kill; do not steal; do not worship idols; do not eat <i>chometz</i> on Pesach; do not eat meat and milk together; do not bear a grudge, etc.	Keep <i>Shabbos</i> ; believe in <i>Hashem</i> ; eat kosher food; love your fellow Jew; light <i>Shabbos</i> candles; put on <i>tefillin</i> ; bless <i>Hashem</i> after eating, etc.

- ? FOR THE TEST YOU WILL NEED TO:** 1) ) Know how many מצוות עשה and how many מצוות לא תעשה there are in the Torah, 2) List two examples of מצוות עשה and two examples of מצוות לא תעשה.

## 1. THE 10 מְבַצְעִים

- The 10-point *mitzvah* campaign—known as the 10 מְבַצְעִים—was started by the Lubavitcher Rebbe to reach out to all Jews—regardless of their background—to do at least the following 10 basic *mitzvos*.



One of the most famous sayings of the Rebbe was “Action is the main thing.” Doing must come before understanding.



צְדָקָה Charity	6	אַהֲבַת יִשְׂרָאֵל Love Your Fellow Jew	1
בֵּית מְלֵא סְפָרִים A Home Full of Holy Books	7	חִינוּךְ Jewish Education	2
גְרוֹת שַׁבַּת קוֹדֵשׁ Shabbos candles	8	תּוֹרָה Learn Torah	3
פְּשָׁרוֹת Keeping Kosher	9	תְּפִילִין Tefillin	4
טְהוֹרַת הַמְשִׁפָּחָה Family Purity	10	מְזוּזָה Mezuzah	5

**?** FOR THE TEST YOU WILL NEED TO: Match the Hebrew name of each of the Rebbe's 10 מְבַצְעִים with its correct description.

## 1. גימטריא

- **Gematria is a system whereby Hebrew letters have a numerical value.** The numerical value of a Hebrew word may express a special significance. Finding words with the same numerical value may reveal a special relationship between words. Days of the week and days of the month, as well as calendar years, are often expressed with Hebrew letters.

80	פ	40	מ	9	ט	5	ה	1	א
90	צ	50	נ	10	י	6	ו	2	ב
		60	ס	20	כ	7	ז	3	ג
		70	ע	30	ל	8	ח	4	ד

- **Letters are combined to represent a number.**

76 = עו	43 = מג	20 = כ	17 = יז	14 = יד	11 = יא
87 = פז	54 = נד	21 = כא	18 = יח	15 = טו	12 = יב
98 = צח	65 = סה	32 = לב	19 = יט	16 = טז	13 = יג

- ? **FOR THE TEST YOU WILL NEED TO:** 1) Know the Hebrew letters from 1 to 99; 2) Know the numerical value of the Hebrew letters from א-צט.

WEEK 30

כז סיון

**REVIEW**

WEEK 31

ד תמוז

***YEDIOS KLALIOS***

**BEE**



## Hebrew Calendar

גִּיסָן, אֵיִר, סִינ, תַּמוּז, אָב,  
אֱלוּל, תִּשְׁרִי, חֶשְׁוֹן, כֶּסֶל, טֵבֵת,  
שְׁבָט, אֲדָר א'  
and leap year ב' אֲדָר

Order number one

Starts from גִּיסָן

This calendar is based on the months,  
Because *Hashem* told אֶהְרֵן and חֲנֹכֶה  
This is the first month, רֵאשִׁית חֳדָשִׁים,  
On the first day on גִּיסָן

The second is based on the year

Starting from תִּשְׁרִי

תִּשְׁרִי is on the first day of רֵאשִׁית חֳדָשִׁים  
אָדָם and חַוָּה were created on this day.

## מִצְוֹת בֵּין אָדָם לְחֵבֵרוֹ/למקום

מִצְוֹת בֵּין אָדָם לְחֵבֵרוֹ

Are between one Jew and another  
Like giving צְדָקָה, visiting the sick  
And loving your sister and your brother

מִצְוֹת בֵּין אָדָם לְמִקּוֹם

Are between a Jew and *Hashem*  
Like keeping נִשְׁבָּת, eating kosher  
And only trusting in *Hashem*

## Days of Creation

On יום ראשון there was light  
*Hashem* created day and night  
On יום שני from the תורה we know,  
The שמים showed.

On יום שלישי the earth and seas,  
Flowers grass and all fruit trees.  
On יום רביעי the moon, stars, and sun,  
To bring light to everyone.

And on יום חמישי  
The birds that fly and fish in the sea.  
On יום ששי *Hashem* did create,  
Animals, אדם and חיה and his mate

On יום שבת, *Hashem's* day of rest  
שבת קדש we love best.  
*Hashem* made the world,  
And to show that its true,  
The מצוות of שבת we do.

## Five חומשים

בראשית - in the beginning  
שמות - Means "names"  
ויקרא - "and He called"  
במדבר - in the desert

דְּכָרִים is the last one  
חַנּוּךְ passed away  
It's all about his last day

### **Assorted Mitzvos**

בְּכֹרִים is the first fruit  
בְּלֹ תִשְׁחִית don't waste your food  
בִּיקוּר חֹלִים visit the sick  
הַכְנִסְתָּ אֹרְחִים invite guests in  
הַשְׁבַּת אֲבֵדָה return lost things  
These are מִצְוֹת we must keep

### **אבות ואמהות**

These are the couples  
That are buried  
In מַעְרַת הַמְּכַפְלָה  
חַוָּה and אָדָם  
שָׂרָה and אַבְרָהָם  
רַבֵּקָה and יִצְחָק  
לֵאָה and יַעֲקֹב  
And עֵשָׂו's head

אַבְרָהָם, יִצְחָק, יַעֲקֹב  
Are the אָבוֹת  
שָׂרָה, רַבֵּקָה, רַחֵל, לֵאָה  
Are the אִמּוֹת

## BROCHOS

These are the *brochos* we recite,  
Right before we take a bite,  
In the correct order,  
And we'll share the reasons why.

הַמוֹצִיא לֶחֶם מִן הָאָרֶץ  
Who brings forth bread from the earth  
בוֹרֵא מִיְּנֵי קְזוֹנוֹת  
Who creates all kinds of food  
בוֹרֵא פְּרֵי הַגֶּפֶן  
Who creates the fruit of the vine  
בוֹרֵא פְּרֵי הָעֵץ  
Who creates the fruit of the tree  
בוֹרֵא פְּרֵי הָאֲדָמָה  
Who creates the fruit of the earth  
שֶׁהַכֹּל נִהְיָ בְּדַבְּרוֹ  
By Whose word all things came to be

Before we eat any foods,  
We ask permission from *Hashem*,  
Showing that we believe He created them.  
We cannot enjoy our food,  
Before a *brocha* we do make.  
We show *Hashem* that His food  
We appreciate.

המוציא – מזונות – הגפן  
העץ - האדמה - שהכל  
With the hint אנש  
We remember it all

When you have two foods, which one to choose?

הכיב - The one you like best

השוב - More important one

שלם - The one that's whole

### שבעת המינים

חטה is wheat

שעורה is barley

גפן is grape

And תמר is a date

זית olive

תאנה is a fig

Don't forget the רמון, pomegranate

### בגדי כהונה

These are the garments of the כהן גדול

Breastplate - חשן משפט

Apron - אפוד

Robe - קעיל

Tunic, - כְּתָנִית

Pants - מְכַנְסִים

Head-plate - צִיץ

Turban - מְצַנְפֶת

Belt - אֲבָנֶט

The regular כְּהֵן wore:

Pants - מְכַנְסִים

Tunic - כְּתָנִית

Hat - מְגַבְעַת

Belt - אֲבָנֶט

### **Kashrus Signs**

All the animals that I eat  
Must chew their cud and have split feet  
Kosher meat just can't be beat  
And I want only kosher  
All the fish that swim in the sea  
Fins and scales they do need  
Kosher meat just can't be beat  
And I want only kosher

### **נטילת ידים**

When we go to sleep at night  
Our נְשָׁפָה goes up to *Hashem*  
In its place a טוֹמְאָה remains  
When we awake again

After מוֹדָה אֲנִי is said  
We wash alternating  
Six times right and left  
A second time after dressing  
Then the בְּרַכָּה is said  
With our dry hands up  
At the sides of our head

Another time we wash our hands  
Is before saying הַמוֹצֵיא  
Three times on the right, then 3 times on left  
Covering our hands entirely

Rub them together while they are still wet  
And raise our hands to the height of our chest  
עַל נְטִילַת יְדַיִם then our hands are dried  
No talking till after we finish our bite

### מוֹדָה אֲנִי

Every morning, *Hashem* returns to us  
Our נִשְׁמָחָה refreshed for a new day  
While still in bed, even before we wash our hands  
We thank *Hashem*, this is what we say

מוֹדָה אֲנִי לְפָנֶיךָ  
I offer thanks to you  
סֵלָה חַי וְקַיִם

Living and Eternal King  
שְׁהַחַזְרֵת בִּי נִשְׁמָתִי בְּחַמְלָה  
For you have mercifully restored my soul in me

[Pause]

רָבָה אֱמוּנָתְךָ  
Your faithfulness in great

### מְצוּוֹת עֲשֵׂה/מְצוּוֹת לֹא תַעֲשֶׂה

There are 248 מְצוּוֹת עֲשֵׂה  
Like *Shabbos, kashrus*, אֶהְבֵּת יִשְׂרָאֵל-ל

And מְצַה on Pesach.

There are 365 לֹא תַעֲשֶׂה  
Don't kill, don't lie, don't steal  
or eat *chometz*

248 limbs of our body  
By keeping מְצוּוֹת עֲשֵׂה  
We keep our limbs healthy  
365 veins in our body  
לֹא תַעֲשֶׂה keep our veins healthy

### תְּנַחֲמֵנוּ

Listen, listen every Jew  
This is what you've got to do  
An urgent call from the Rebbe of Lubavitch.

Jewish women light, the candles Friday night



And every single day, men with תְּפִילִין pray  
To love every Jew and teach them what is true  
קִזְזָה on your door and keep the kosher laws

תּוֹרָה you must study, ay ay ay ay  
Buy books that are holy, ay ay ay ay  
Family purity, ay ay ay ay  
Don't forget charity, ay ay ay ay  
That is when מְשִׁיחַ's going to come. (X2)

### גימטריא

א is one, such a small sum  
ב is 2, he says I'm more than you  
With payos and yarmulke ג is 3  
ד Imahos 4, ה is 5 you see

ו is 6 and 7 is ז  
The נְשֵׁי מַלְכָּה comes to us from שְׁמַיִם  
ח 8, ט 9, baby י is 10  
The עֲשָׂרַת הַדְּבָרוֹת come to us from Hashem.

כ is 20, ל is 30,  
מ is 40 the days of the מַבּוּל  
נ is 50, half of 100  
ס 60 sss sss  
ע 70 the זְקֵנִים 70  
פ is 80 almost like my Zaidy

תְּלִמִּיד הַכֶּם a 90 **צ**  
ק 100 such a big sum  
ר 200, **ש/ש** 300  
.400—**ת/ת** I'm a Gematria Maven!